



3540 Series Short Backset Mortice Locks



ASSA ABLOY

ASSA ABLOY, the global leader
in door opening solutions

3540 Series Short Backset Motice Locks	1
3540 Series General Information	2
3540 Short Backset Mortice Deadlock	4
3541 Hook Bolt and 3542 Swing Bolt Short Backset	6
Accessories	8
590/3540 Function Conversion Chart	9-10
Bolt and Function Tables	11
Ordering Procedure	12

3540 Series

Short Backset Mortice Locks



Lockwood's comprehensive range of Short Backset Cylinder Mortice Locksets offer a selection of lock functions ideally suited for narrow stile hinged and sliding doors.

Typical installations are glazed architectural and commercial stiles where conventional locksets with longer backsets are unsuitable.

3540 Series Cylinder Mortice Deadlocks with 22mm bolt

Locksets incorporating a swinging deadbolt action suitable for hinged doors and limited sliding door applications.

Features include unique 360° key rotation, rear lock and strike support for extra strength and security, positive deadlocking action and sintered stainless steel bolt.

3541 Series Cylinder Mortice Deadlocks with 28mm hook bolt

Sliding and swing door deadlocks combining the quality features of the 3540 Series with a hooked deadbolt to engage and lock into a dead latching or security strike when the bolt is in the thrown position.

The bolt is operated by key, turnknob or lever. 30 mm backset version is also available.

3542 Series Cylinder Mortice Deadlocks with 35mm bolt

Swing door deadlocks combining the quality features of the 3540 series with a 35 mm deadbolt for deeper stiles and improved security.

***Note: not suitable for sliding doors**

3540 Series Short Backset Mortice Locks

3540 Series General Information

Application

A wide range of security cylinder mortice locks suitable for heavy duty use in industrial and commercial buildings, institutions, clubs, schools, hospitals, hotels, retail and similar buildings.

Features & Specifications

All 3540 Series cylinder mortice locks are built of the finest materials, with the easy action and solid feel of the world's finest locks.

Case & Cover Plates

- High purity zinc alloy material cases and aluminium cover plates

Backset

- 23 mm standard backset
- Extended backset 30 mm is available on application (Refer to Ordering Procedure)

Bolts

Bolts are sintered stainless steel, in lengths of 22 mm (3540), 28 mm (3541) and 35 mm (3542). The 28 mm is hooked to suit sliding and swing applications and chamfered for better self latching.

Lock and Strike Rear Support

To help prevent the lock and strike from being pushed into the frame in sliding door applications a rear support mechanism is incorporated.

Springs

High-grade spring steel material, corrosion protected

Cylinder Retaining Pin

Hard-drawn spring steel wire, corrosion protected

Door Thickness

Suits hollow stile door sections with 28 mm internal width and 58 mm maximum external width.

Timber Doors: 32 to 58 mm

Cylinder

Five pin tumbler mechanism. Standard Lockwood oval shaped, brass cylinders and brass plugs.

Door Clearance

To ensure correct functioning of the hook bolt on swing doors when used in conjunction with the security and latching strikes, the clearance between the frame and the door should be 3 mm. However, the hook bolt will engage 0 mm–5.5 mm gap, on fabricator fixing, and 0 mm–7.5 mm with metal/timber fixing.

Security

All 3540 Series Cylinder Mortice Locks conform with Level S2 (Physical Security) Australian Lock Standard (AS 4145.2-1993).

Conformance with Level S3 (Physical Security) is available upon request.

Durability

All 3540 Series Cylinder Mortice Locks conform with level D3 (Durability) Australian Lock Standard (AS 4145.2-1993).

Keying

Standard keying

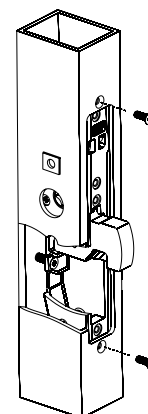
Supplied individually keyed with two keys per lock. 78,000 key combinations. Key blank KB2015P.

Special Keying


Can be keyed alike, master keyed, grand master keyed, maison keyed or construction keyed in Lockwood security keying systems.

Standard Finish

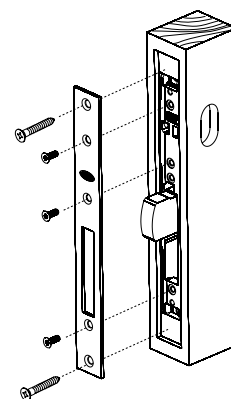
Satin Chrome SC
Other finishes are available on application



Fabricator Fixing



Metal Fixing



Timber Fixing

Keeler Hardware

telephone +61 2 8966 5966
www.keelerhardware.com.au



3540 Series Short Backset Mortice Locks

3540 Short Backset Mortice Deadlock

Short backset, swing-bolt deadlocks suitable for narrow stile hinged doors.

Positive action deadbolt locked or unlocked by either key, turnknob, escape turn or handle.

Suitable for sliding doors where lock can be mounted to door jamb and deadbolt engages strike mounted to face of door.

Features & Specifications

Materials

- High quality zinc alloy case
- Brass turnknobs and cylinder escutcheons
- Zinc die cast levers

Backset

23 mm.

Bolt

Sintered stainless steel.

Door Thickness

Suits hollow stile door sections with 28 mm internal thickness and 58 mm maximum external thickness.

Timber Doors: 32 to 58 mm

Cylinder

- 5 pin tumbler mechanism.
- Brass cylinders and brass barrels.

Standard Finish

Satin Chrome SC
Other finishes available on application

Keying

Standard keying

- Supplied individually keyed with two keys per lock
- 78,000 key combinations
- Key blank KB2015P

Special keying

Can be keyed alike, master keyed, grand master keyed, maison keyed or construction keyed in Lockwood security keying systems.



Ordering procedure

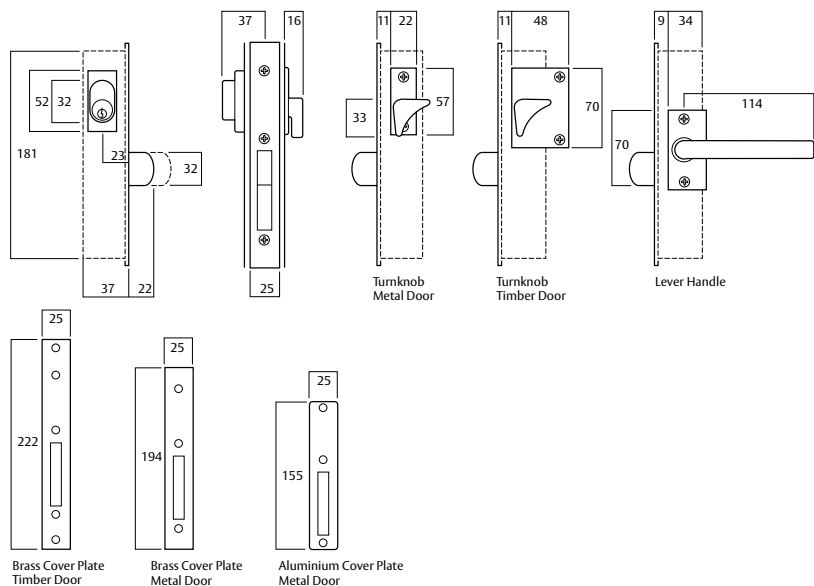
Refer to page 12

Accessories

A large variety of turnknobs and levers available. Please refer to the Accessories on page 8. Cylinder escutcheons are supplied in complete locksets and NCYL versions but not primary locks.

Strikes

Standard strikes plate included in lockset.



3540 Series

Short Backset Mortice Locks

3540 Primary Lock

Reversible.
Primary lock can be adapted to suit any function with the addition of appropriate cylinders and turns.

Refer to page 8 for accessory options.

22 mm bolt projection

Reversible 22 mm bolt fabricator pack	3540
Reversible 22 mm bolt metal	3640
Reversible 22 mm bolt timber	3740

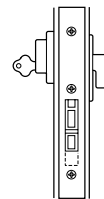


Cylinder and Turnknob

Reversible.
Outside – locked or unlocked by key.
Inside – locked or unlocked by turnknob/lever.

22 mm bolt projection

Fabricator pack	3540RT4
Brass coverplate for metal door	3640RT2
Brass coverplate for timber door	3740RT3

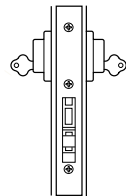


Double Cylinder

Reversible.
Recommended for glass doors.
Outside – locked or unlocked by key.
Inside – locked or unlocked by key.

22 mm bolt projection

Fabricator pack	3540RR
Brass coverplate for metal door	3640RR
Brass coverplate for timber door	3740RR

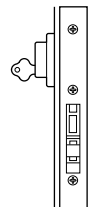


Single cylinder

Reversible.
Suitable for glass doors.
Lockset may be installed with cylinder either outside or inside.
Outside/inside – locked or unlocked by key.

22 mm bolt projection

Fabricator pack	3540R-
Brass coverplate for metal door	3640R-
Brass coverplate for timber door	3740R-

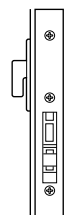


Single Turnknob

Reversible.
Lockset may be installed with turnknob either outside or inside.
Outside/inside – locked or unlocked by turnknob/lever.

22 mm bolt projection

Fabricator Pack	3540-T4
Brass coverplate for metal door	3640-T2
Brass coverplate for timber door	3740-T3

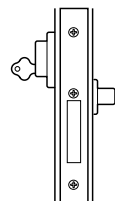


Anti-lockout Deadlock

Outside – opened by key.
Inside – opened by turnsnib at all times, but cannot lock with turnsnib*.

*Lever/Turnsnib ordered separately.
Refer to page 8 for accessory options.

Reversible 22 mm bolt fabricator pack	3540RE
Reversible 22 mm bolt metal	3640RE
Reversible 22 mm bolt timber	3740RE



3540 Series Short Backset Mortice Locks

telephone +61 2 8966 5966
www.keelerhardware.com.au

3541 Hook Bolt and 3542 Swing Bolt Short Backset

Short backset, swing-bolt deadlocks suitable for narrow stile sliding and swing doors. Positive action deadbolt is hooked to engage and lock into a latching or security strike when the bolt is in the thrown position (3541 only). Deadbolt is locked or unlocked by either key, turnknob, escape turn or handle.

Features & Specifications

Materials

- High quality zinc alloy case
- Brass turnknobs and cylinder escutcheons
- Zinc die cast lever and escutcheon

Backset

23 mm and 30 mm* (*3541 only)

Bolt

Bolts are sintered stainless steel, in lengths of 28 mm (3541) and 35 mm (3542). The 28 mm is hooked to suit sliding and swing applications and chamfered for better self latching. The 35mm bolt is hooked only for use with extended backset. Hook will not work at 23mm backset

Refer Function Matrix on page 11.

Door Thickness

Suits hollow stile door sections with 28mm internal thickness and 58mm maximum external thickness.

Timber Doors: 32 to 58 mm

Cylinder

- 5 pin tumbler mechanism
- Brass cylinders and brass barrels

Standard Finish

Satin Chrome SC
Other finishes available on application

Keying

Standard keying

- Supplied individually keyed with two keys per lock
- 78,000 key combinations
- Key blank KB2015P

1300 LOCK UP (1300 562 587)
lockweb.com.au



Ordering procedure
Refer to page 12

Special keying

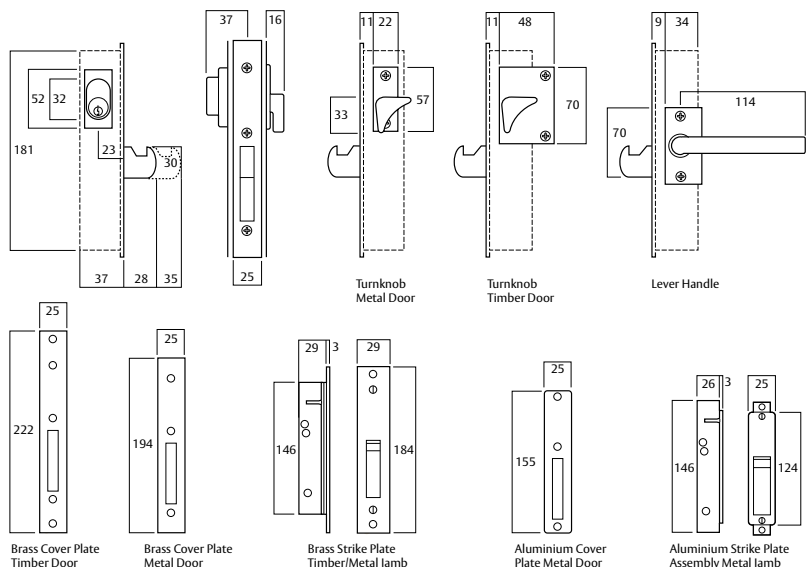
Can be keyed alike, master keyed, grand master keyed, maison keyed or construction keyed in Lockwood security keying systems.

Accessories

A large variety of turnknobs and levers are available. Please refer to the Accessories on page 8.

Strikes

Latching strike for sliding doors and non latching security strike for swing doors to protect against jemmying. Standard strikes plate included in lockset.



3540 Series

Short Backset Mortice Locks

Primary Lock

Reversible.
Primary lock can be adapted to suit any function with the addition of appropriate cylinders and turns.
Refer to page 8 for accessory options.

Bolt Projection	28mm	35 mm
Fabricator pack	3541	3542
Brass coverplate for metal door	3641	3642
Brass coverplate for timber door	3741	3742



3541 Primary Lock Extended Backset

Reversible.
30 mm extended backset.
Primary lock can be adapted to suit any function with the addition of appropriate cylinders and turns.
Refer to page 8 for accessory options.

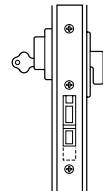
Bolt Projection	28mm
Fabricator pack	5541
Brass coverplate for metal door	5741



Cylinder and Turnknob

Reversible.
Outside – locked or unlocked by key.
Inside – locked or unlocked by turnknob

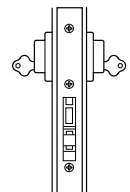
Bolt Projection	28mm	35 mm
Fabricator pack	3541RT4	3542RT4
Brass coverplate for metal door	3641RT2	3642RT2
Brass coverplate for timber door	3741RT3	3742RT3



Double cylinder

Reversible.
Recommended for glass doors.
Outside – locked or unlocked by key.
Inside – locked or unlocked by key.

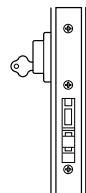
Bolt Projection	28mm	35 mm
Fabricator pack	3541RR	3542RR
Brass coverplate for metal door	3641RR	3642RR
Brass coverplate for timber door	3741RR	3742RR



Single cylinder

Reversible.
Suitable for glass doors.
Lockset may be installed with cylinder either outside or inside.
Outside/inside – locked or unlocked by key.

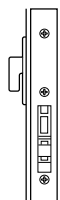
Bolt Projection	28mm	35 mm
Fabricator pack	3541R-	3542R-
Brass coverplate for metal door	3641R-	3642R-
Brass coverplate for timber door	3741R-	3742R-



Single Turnknob

Reversible.
Lockset may be installed with turnknob either outside or inside.
Outside/inside – locked or unlocked by turnknob.

Bolt Projection	28mm	35 mm
Fabricator pack	3541-T4	3542-T4
Brass coverplate for metal door	3641-T2	3642-T2
Brass coverplate for timber door	3741-T3	3742-T3

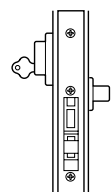


Anti-lockout Deadlock

Outside – opened by key.
Inside – opened by turnsnib at all times, but cannot lock with turnsnib*.

*Lever/Turnsnib ordered separately.
Refer to page 8 for accessory options.

Bolt Projection	28mm	35 mm
Fabricator pack	3541RE	3542RE
Brass coverplate for metal door	3641RE	3642RE
Brass coverplate for timber door	3741RE	3742RE



3540 Series

Short Backset Mortice Locks

Accessories

Materials

Brass turnknobs and cylinder escutcheons.

Zinc Diecast Levers

All turnsnibs and levers are supplied with relevant spindles, fixing screws and nuts.

Levers



SP3540-L1 45° Lever



SP3540-L2 90° Lever
(pictured, suits right hand door)
SP3540-L3 (suits left hand door)

Turnsnibs



SP3540-T1 Escape Turn



SP3540-T2 Boomerang Turn



SP3540-T3 Boomerang Turn



SP3540-T4 Cylinder Turn



Cylinder Escape Turn SP3540-T5
(pictured, suits left hand door)
SP3540-T6 (suits right hand door)

Miscellaneous



SP3540-E Anti-lock Adaptor



SP3540-RB Retrofit Bracket Kit
contains 2 brackets and screws.



SP3540-2 Cylinder
SP3540-Ce Cylinder
Escutcheon and retaining
clip. (sold separately)

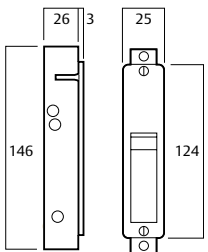
Strikes



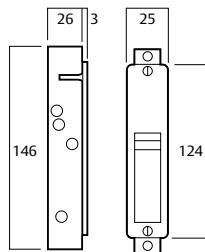
Latching strike with
rear support



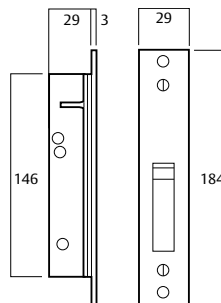
Security strike for
swing doors



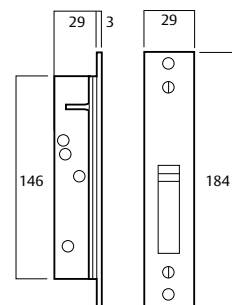
SP3540 -LS
Latch Strike Fabricator Mounting



SP3540-SS
Security Strike Fabricator Mounting



SP3640-SS
Latching Strike Timber/Metal Jamb



SP3640-SS
Security Strike Timber/Metal Jamb

3540 Series

Short Backset Mortice Locks

590/3540 Function Conversion Chart

590 Series	Description	3540 Series
590-101SC	36mm bolt/ metal door/ cyl & turn	3642RT2SC
590-102SC	36mm bolt/ timber door/ cyl & turn	3742RT3SC
590-103SC	36mm bolt/ metal door/ double cyl	3642RRSC
590-104SC	36mm bolt/ timber door/ double cyl	3742RRSC
590-105SC	36mm bolt/ metal door/ single cyl	3642R-SC
590-106SC	36mm bolt/ timber door/ single cyl	3742R-SC
590-107SC	36mm bolt/ metal door/ single turn	3642-T2SC
590-108SC	36mm bolt/ timber door/ single turn	3742-T3SC
590-1082-90LSC	36mm bolt/ metal door/ cyl & 90 degree lever l/hand	3642RL3SC
590-1082-90RSC	36mm bolt/ metal door/ cyl & 90 degree lever r/hand	3642RL2SC
590-1082SC	36mm bolt/ metal door/ cyl & 45 degree lever	3642RL1SC
590-1182-90LSC	22mm bolt/ metal door/ cyl & 90 degree lever l/hand	3640RL3SC
590-1182-90RSC	22mm bolt/ metal door/ cyl & 90 degree lever r/hand	3640RL2SC
590-1182SC	22mm bolt/ metal door/ cyl & 45 degree lever	3640RL1SC
590-1202SC	22mm bolt/ metal door/ cyl & escape turn	3640RT1SC
590-1282-90LSC	22mm bolt/ timber door/ cyl & 90 degree lever l/hand	3740RL3SC
590-1282-90RSC	22mm bolt/ timber door/ cyl & 90 degree lever r/hand	3740RL2SC
590-1282SC	22mm bolt/ timber door/ cyl & 45 degree lever	3740RL1SC
590-1SC	22mm bolt/ metal door/ cyl & turn	3640RT2SC
590-2SC	22mm bolt/ timber door/ cyl & turn	3740RT3SC
590-3SC	22mm bolt/ metal door/ double cyl	3640RRSC
590-4SC	22mm bolt/ timber door/ double cyl	3740RRSC
590-5SC	22mm bolt/ metal door/ single cyl	3640R-SC
590-6SC	22mm bolt/ timber door/ single cyl	3740R-SC
590-7SC	22mm bolt/ metal door/ single turn	3640-T2SC
590-8SC	22mm bolt/ timber door/ single turn	3740-T3SC
590-3102SC	36mm bolt/ metal door/ cyl & escape turn	3642RT1SC
590F-101SC	36mm bolt/ fabricator/ cyl & turn	3542RT4SC
590F-103SC	36mm bolt/ fabricator/ double cyl	3542RRSC
590F-105SC	36mm bolt/ fabricator/ single cyl	3542R-SC
590F-107SC	36mm bolt/ fabricator/ single turn	3542-T4SC
590F-1082-90LSC	36mm bolt/ fabricator/ cyl & 90 degree lever l/hand	3542RL3SC
590F-1082-90RSC	36mm bolt/ fabricator/ cyl & 90 degree lever r/hand	3542RL2SC
590F-1082SC	36mm bolt/ fabricator/ cyl & 45 degree lever	3542RL1SC
590F-1182-90LSC	22mm bolt/ fabricator/ cyl & 90 degree lever l/hand	3540RL3SC
590F-1182-90RSC	22mm bolt/ fabricator/ cyl & 90 degree lever r/hand	3540RL2SC
590F-1182SC	22mm bolt/ fabricator/ cyl & 45 degree lever	3540RL1SC
590F-1202SC	22mm bolt/ fabricator/ cyl & escape turn	3540RT1SC
590F-1SC	22mm bolt/ fabricator/ cyl & turn	3540RT4SC
590F-3SC	22mm bolt/ fabricator/ double cyl	3540RRSC
590F-5SC	22mm bolt/ fabricator/ single cyl	3540R-SC
590F-7SC	22mm bolt/ fabricator/ single turn	3540-T4SC
590F-3102SC	36mm bolt/ fabricator/ cyl & escape turn	3542RT1SC

3540 Series

Short Backset Mortice Locks

591 Series	Description	3541 Series
591-1082-90LSC	28mm bolt/ fabricator/ cyl & 90 degree lever l/hand	3641RL3SC
591-1082-90RSC	28mm bolt/ fabricator/ cyl & 90 degree lever r/hand	3641RL2SC
591-1082SC	28mm bolt/ fabricator/ cyl & 45 degree lever	3641RL1SC
591-1282-90LSC	28mm bolt/ timber door/ cyl & 90 degree lever l/hand	3741RL3SC
591-1282-90RSC	28mm bolt/ timber door/ cyl & 90 degree lever r/hand	3741RL2SC
591-1282SC	28mm bolt/ timber door/ cyl & 45 degree lever	3741RL1SC
591F-1082-90LSC	28mm bolt/ fabricator/ cyl & 90 degree lever l/hand	3541RL3SC
591F-1082-90RSC	28mm bolt/ fabricator/ cyl & 90 degree lever r/hand	3541RL2SC
591F-1082SC	28mm bolt/ fabricator/ cyl & 45 degree lever	3541RL1SC
591-1SC2	8mm bolt/ metal door/ cyl & turn	3641RT2SC
591-2SC	28mm bolt/ timber door/ cyl & turn	3741RT3SC
591-3SC	28mm bolt/ metal door/ double cyl	3641RRSC
591-4SC	28mm bolt/ timber door/ double cyl	3741RRSC
591-5SC	28mm bolt/ metal door/ single cyl	3641R-SC
591-6SC	28mm bolt/ timber door/ single cyl	3741R-SC
591-7SC	28mm bolt/ metal door/ single turn	3641-T2SC
591-8SC	28mm bolt/ timber door/ single turn	3741-T3SC
591F-1SC	28mm bolt/ fabricator/ cyl & turn	3541RT4SC
591F-3SC	28mm bolt/ fabricator/ double cyl	3541RRSC
591F-5SC	28mm bolt/ fabricator/ single cyl	3541R-SC
591F-7SC	28mm bolt/ fabricator/ single turn	3541-T4SC
591-3102SC	36mm bolt/ metal/ cyl & escape turn	3641RT1SC
591F-3102SC	36mm bolt/ fabricator/ cyl & escape turn	3541RT1SC

New Lock Part Numbers

Description	Part Number
S/backset primary lock 22mm bolt fabricator	3540SC
S/backset primary lock 28mm bolt fabricator	3541SC
S/backset primary lock 35mm bolt fabricator	3542SC
S/backset primary lock 22mm bolt metal	3640SC
S/backset primary lock 28mm bolt metal	3641SC
S/backset primary lock 35mm bolt metal	3642SC
S/backset primary lock 22mm bolt timber	3740SC
S/backset primary lock 28mm bolt timber	3741SC
S/backset primary lock 35mm bolt timber	3742SC
S/backset primary lock 28mm bolt 30mm b/set fabricator	5541SC
S/backset primary lock 28mm bolt 30mm b/set timber	5741SC

3540 Series

Short Backset Mortice Locks

Bolt Suitability			
	22mm	28mm Hook	35mm
Fabricator Mounting	•	•	•
Standard Mounting	•	•	•
Timber Mounting	•	•	•
Extended (30 mm) Backset #		•	
Latching Strike		•	
Security Strike		•	

3540 Function/Accessory Table

Accessory	SP3540-T1	SP3540-T2	SP3540-T3	SP3540-T4	SP3540-T5	SP3540-T6	SP3540-L1	SP3540-L2	SP3540-L3
Function*									
3540RT	•	•	–	•	•	•	•	•	•
3640RT	•	•	–	•	•	•	•	•	•
3740RT	–	–	•	•	•	•	–	–	–
3540-T	•	•	–	•	•	•	•	•	•
3640-T	•	•	–	•	•	•	•	•	•
3740-T	–	–	•	•	•	•	–	–	–
3540RE	•	–	–	–	–	–	•	•	•
3640RE	•	–	–	–	–	–	•	•	•
3740RE	–	–	–	–	–	–	–	–	–

• Turnknob/Lever will work with function. – Turnknob/Lever not recommended for use with function. * Applies to all 22/28/35 mm bolts.

Accessories

590 Series	Description	3540 Series
Turns		
SP5900-348SC	Escape turn	SP3540-T1SC
SP590-57SC	“Boomerang” turn for metal door	SP3540-T2SC
SP590-857SC	“Boomerang” turn snib for timber door	SP3540-T3SC
SP590-957SC	Cylinder turnsnib	SP3540-T4SC
SP590-7003	Cylinder escape turn right hand (suits left hand door)	SP3540-T5SC
SP590-7004	Cylinder escape turn left hand (suits right hand door)	SP3540-T6SC
Levers		
SP590-1083SC	45 degree lever	SP3540-L1SC
SP590-1084SC	90 degree lever (suits right hand door)	SP3540-L2SC
SP590-1084SC	90 degree lever (suits left hand door)	SP3540-L3SC

3540 Series

Short Backset Mortice Locks

Ordering Procedure - 3540 Series Short Backset Mortice Locks

Sample Part Number 3542RT1SC is made up of several sections.
Choose your product by selecting an option from each section.

For example:

Backset	Fixing	Lock Body	External Function	Internal Function	Finish	Options
3	5	42	R	T1	SC	####
Backset	Lock Body	Internal Function	Options			
23mm	22mm Bolt	R Cam Cylinder	No Cylinder	3	40	NCYL
	28mm Bolt	45° Lever	Latching Strike*	5	41	LS
Fixing	35mm Bolt	90° Lever Right Hand	Security Strike*	6	42	SS
Fabricator	External Function	90° Lever Left Hand				
Metal	R cam	Escape Turn				
Timber	No Cylinder	Boomerang Turn				
		Boomerang Turn Timber				
		Cylinder Turn				
		Cylinder Escape Turn Right Hand				
		Cylinder Escape Turn Left Hand				
		Anti-lock out Function				
		No Turn				
		Finish				
		Satin Chrome				

*Note: Latching and security strikes only compatible to 3541, 3641, 3741, 5541 and 5741 locksets.

1. Backset

Nominate backset as required, eg 3 = 23 mm backset.

2. Fixing

Select fixing, eg 5 = Fabricator.

3. Lock Body

Select lock body with relevant bolt type, eg. 42 = 35 mm bolt.

4. External Function

eg. R = R cam cylinder.

5. Internal Function

eg. T1 = Escape Turn.

6 Finish

Select appropriate finish, eg. SC. Other finishes available on application. Refer to Polyester Powdercoat (PC) Colour Chart on page 11.

7. Options

Where additional options are required, specify as necessary. eg. NCYL = No Cylinder.