

Keeler Hardware

telephone +61 2 8966 5966
www.keelerhardware.com.au



Daintree[®] Series Door Furniture



ASSA ABLOY

ASSA ABLOY, the global leader
in door opening solutions

Contents

Daintree General Information	1
Daintree Options	2-3
Daintree Lever Furniture	4-5
Daintree 3880 Round Series Cylinders & Turn Escutcheons	6
Daintree Round Series Accessories	7
Daintree 3680 Square Series and 3880 Round Series Door Furniture	8
Daintree Square Series Accessories	9
Privacy Adaptors	10
Thicker Door Accessories	11
Ordering Procedures	12

Description

Lockwood Daintree furniture is available in the traditional and classy round rose version as well as a modern and stylish square rose series.

All square roses feature locating lugs that ensure perfect alignment on doors.

Application

A range of high quality levers suitable for use in residential buildings and semi commercial applications.

Designed and manufactured in Australia for use with Lockwood Synergy 3570 Series mortice locks and A5250 tubular latch.

Door Thickness

- 33 mm minimum for A5250 latches
- 32 mm minimum for Lockwood 3570 Series mortice locks
- Maximum door thickness 45 mm
- Refer to page 11 for information on screw and spindle options to suit thicker doors

Fixing

Roses are designed to fit back to back and fixing points are concealed. The Daintree mechanism incorporates a lever handle torsion spring which provides a positive feel and increased product life. All lever handles are reversible.

Rose Dimensions

Round Rose: 55 mm diameter x 12.5 mm
Square Rose: 57 mm x 57 mm x 12.5 mm

Materials

Zinc die-cast

Standard Finishes

Chrome Plate	CP
Gold	GLD
Polyester Powdercoat	PPC
Satin Chrome	SC
Silver	SL

Handing

A removable stop screw allows all symmetrically designed levers to be handed on site.

FIRE RATED

Daintree Door Furniture has been successfully fire rated up to four hours on fire door assemblies in accordance with Australian Standard AS 1905.1:2005. Part 1: Fire-resistant doorsets.

Security

All Daintree door furniture conforms to the highest requirements of the Australian Lock Standard AS4145 Parts 1 & 2:2008 and achieves the highest security level when used in conjunction with an equivalent level of physical security of the lock.

Durability

All Daintree door furniture conforms to durability requirements level D8 of Australian Standard AS 4145.2:2008 Part 2: Mechanical locksets for doors and windows in buildings.



Saltbush® #34



Aria® #527



Summit® #L1



Spire® #L2



Hakea® #28



Acacia® #29



Gidgee® #37



Mulga® #36



Element™ #L3



Glide™ #L4

Daintree® Series Door Furniture



Saltbush® #34



Aria® #S27



Summit® #L1



Spire® #L2



Hakea® #28



Acacia® #29



Gidgee® #37



Mulga® #36



Element™ #L3



Glide™ #L4



ASSA ABLOY

Daintree Lever Furniture

Hakea® #28

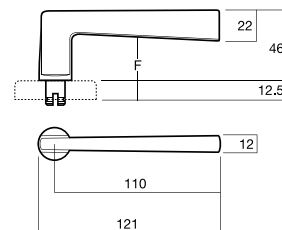
Dimensions:

Length: 121mm
Projection: 46mm
Finger clearance (F): 24mm

Description:

The Hakea with a blend of straight lines and tapered edges makes a bold statement.

*Design Registered Australia/New Zealand



Acacia® #29

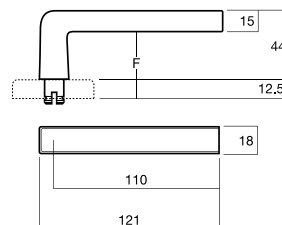
Dimensions:

Length: 121mm
Projection: 44mm
Finger clearance (F): 29mm

Description:

The simplistic straight lines of the Acacia gives a sharp modern look.

*Design Registered Australia/New Zealand



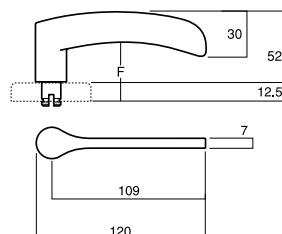
Saltbush® #34

Dimensions:

Length: 120mm
Projection: 64.5mm
Finger clearance (F): 42mm

Description:

Saltbush offers sleek lines which complement the offset curvature of the handle.



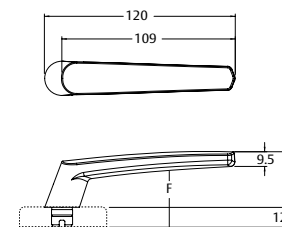
Aria® #S27

Dimensions:

Length: 120mm
Projection: 51mm
Finger clearance (F): 37mm

Description:

The strong lines and inherent geometric angularity of Aria are enriched with a subtle taper to provide a uniquely modern feel.



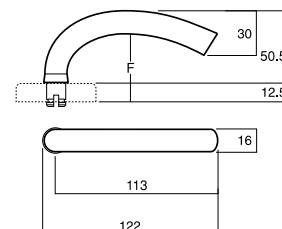
Mulga® #36

Dimensions:

Length: 122 mm
Projection: 63 mm
F= Finger clearance: 47 mm

Description:

Mulga offers smooth tubular characteristics in an established classic design.



Daintree® Series Door Furniture

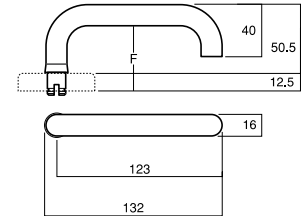
Gidgee® #37

Dimensions:

Length: 132 mm
Projection: 63 mm
F= Finger clearance: 47 mm

Description:

Gidgee combines strength of design with traditional simplicity.



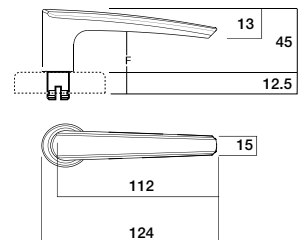
Spire® #L2

Dimensions:

Length: 124 mm
Projection: 45 mm
F= Finger clearance: 32 mm

Description:

An elegant lever, the Spire incorporates a subtle taper to enhance a modern and innovative design.



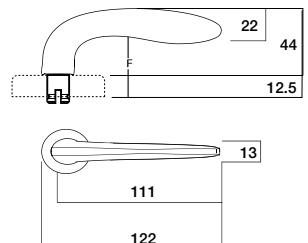
Summit® #L1

Dimensions:

Length: 122 mm
Projection: 44 mm
F= Finger clearance: 22 mm

Description:

With flowing curves that gently arc to a slightly tapered tip, the signature elements of the Summit combine to create an exciting design.



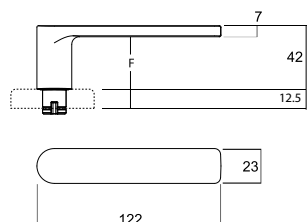
Element™ #L3

Dimensions:

Length: 122 mm
Projection: 42 mm
F= Finger clearance: 35 mm

Description:

Carrying the hallmarks of a contemporary classic, the Element creates a potent geometric presence.



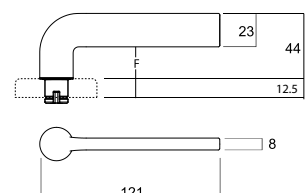
Glide™ #L4

Dimensions:

Length: 121 mm
Projection: 44 mm
F= Finger clearance: 21 mm

Description:

The simple elegance of Glide partners subtle aesthetic appeal with effortless and comfortable ergonomics.



Daintree 3880 Round Series Cylinders and Turn Escutcheons

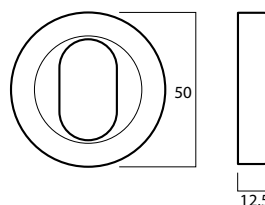
3886 Oval Cylinder Escutcheon

Application:

Designed for use with Lockwood 3570 Series Mortice Locks.

Description:

Practical, secure and pleasing to the eye, this escutcheon has an oval cylinder hole. Features concealed fixing.



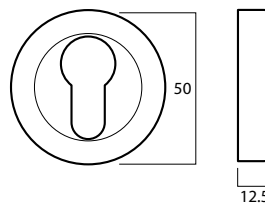
3886E Euro Cylinder Escutcheon

Application:

Designed for use with European Mortice Locks.

Description:

This Euro cylinder escutcheon provides security in an unobtrusive design featuring concealed fixing.



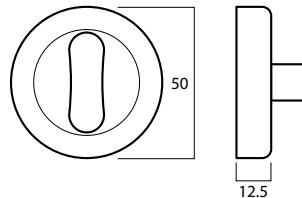
3887 Turn Knob Escutcheon

Application:

Designed for use with Lockwood 3570 Series Mortice Locks and A6208 Tubular Privacy Bolt.

Description:

Complement your round door furniture with this turn for use in all snibbing applications.



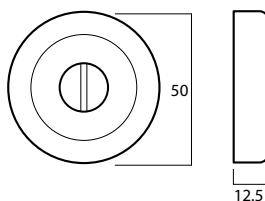
3888 Emergency Turn Escutcheon

Application:

Designed for use with Lockwood 3570 Series Mortice Locks and A6208 Tubular Privacy Bolt.

Description:

Complement your round door furniture with this emergency release escutcheon. For use in applications where privacy emergency release access is required. Features concealed fixing.

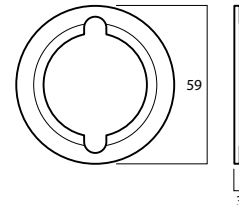


Daintree Round Series Accessories

3891 Rose Spacer

Description:

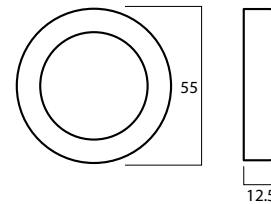
The rose spacer enables the standard Daintree lever set to be retro-fitted onto existing 54 mm holes.



Rose Trim 3880/110

Description:

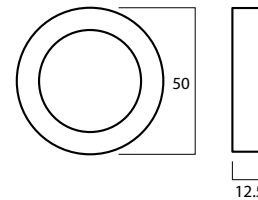
Rose trim to suit all Daintree series door furniture.



Escutcheon Trim 3886/110

Description:

Rose trim to suit all Daintree series door furniture and escutcheon and turns.



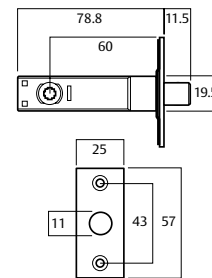
A6208 Privacy Bolt

Description:

Tubular privacy latch for use with tail bar and spindle turn applications.

Finishes:

Polished Brass	PBP
Satin Stainless Steel	SSS
Polished Stainless Steel	PSS



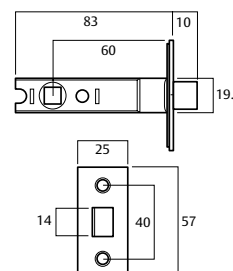
A5250 Tubular Latch

Description:

Tubular latch designed for use with horizontal through fixing door furniture.

Finishes:

Polished Brass	PBP
Satin Stainless Steel	SSS
Polished Stainless Steel	PSS



* A6208 & A5250 suit round and square roses.

Daintree 3680 Square Series Cylinders & Turn Escutcheons

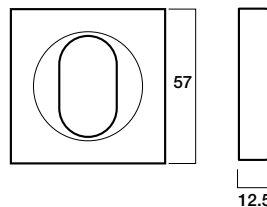
3686 Oval Cylinder Escutcheon

Application:

Designed for use with Lockwood 3570 Series Mortice Locks.

Description:

Practical, secure and pleasing to the eye, this escutcheon has an oval cylinder hole. Features concealed fixing.



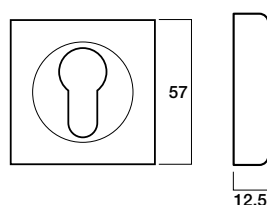
3686E Euro Cylinder Escutcheon

Application:

Designed for use with European Mortice Locks.

Description:

This Euro cylinder escutcheon provides security in an unobtrusive design. Featuring concealed fixing.



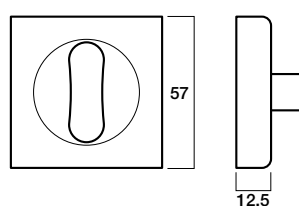
3687 Turn Knob Escutcheon

Application:

Designed for use with Lockwood 3570 Series Mortice Locks and A6208 Tubular Privacy Bolt.

Description:

Complement your square door furniture with this turn for use in all snibbing applications. Features concealed fixing.



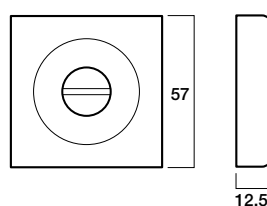
3688 Emergency Turn Escutcheon

Application:

Designed for use with Lockwood 3570 Series Mortice Locks and A6208 Tubular Privacy Bolt.

Description:

Complement your square door furniture with this emergency release escutcheon. For use in applications where emergency release is required, effectively and easily. Features concealed fixing.

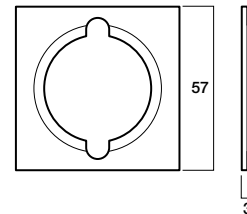


Daintree Square Series Accessories

3691 Rose Spacer

Description:

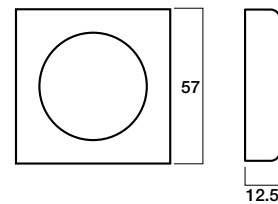
The rose spacer enables the standard Daintree lever set to be retro-fitted onto existing 54 mm holes.



Rose Trim 3680/110

Description:

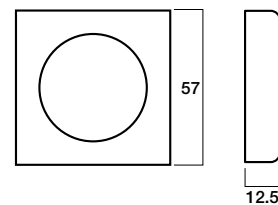
Rose trim to suit all Daintree series door furniture and escutcheon hardware.



Rose Trim 3686/110

Description:

Rose trim to suit all Daintree series door furniture and escutcheon hardware.



Privacy Adaptor

Description

The privacy adaptor has a patented built in clutching mechanism which allows the engaged mode to be overridden by use of specified force applied in a single downward action on the lever. This will allow entry in an emergency situation without the use of any type of tool.

Once in this position the latch is automatically held back. If the door has been fitted with lift-off hinges, the hold-back feature will assist when removing the door in an emergency.

When Safety, Privacy and Convenience is required the Daintree Privacy Adaptor makes good sense all round.

Fixing

The privacy adaptor can be installed onto any existing Daintree lever set and standard A5250 tubular latch. Instructions, screws and spindle are supplied with every adaptor.

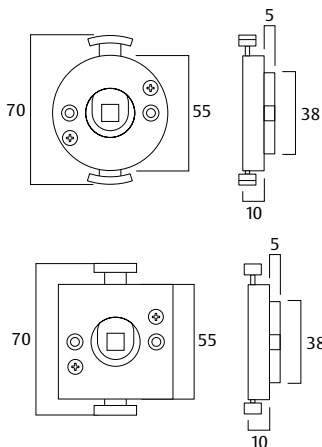
Door Thickness

Suitable for door thicknesses of 32 to 45mm.

Standard Finishes

Chrome Plate	CP
Gold	GLD
Polyester Powdercoat	PPC
Satin Chrome	SC
Silver	SL

Limiting Dimensions

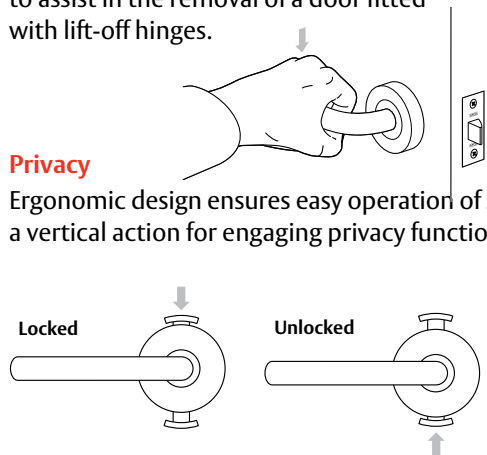


Safety

A single downward action is required for a quick entry in an emergency. No tool required. Hold-back function will hold back the tubular latch to assist in the removal of a door fitted with lift-off hinges.


Privacy

Ergonomic design ensures easy operation of snib in a vertical action for engaging privacy function.



Convenience

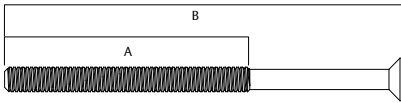
The Privacy Adaptor can easily be fitted to existing Daintree Series Door Furniture using a standard tubular latch (A5250).



Thicker Door Accessories

Lockwood Daintree door furniture is suitable use across a wide range of door thicknesses. In certain applications longer screws, spindles and turnsnib tailbars may be required.

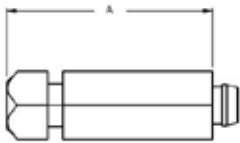
Screws



Part Number	Pack Size	Length (A)	Threaded Length (B)	Door Thickness Min	Range Max
SPA20-V3 NSS	20	65mm	40mm	32mm	45mm
SP0655MBK	10	75mm	40mm	42mm	55mm
SP1800-608ZP	10	120mm	75mm	52mm	100mm
SP1800-208SS	10	215mm	125mm	97mm	195mm

Note: item shown in red is the standard screw that is supplied with furniture.

Mortice Lock Spindles



For thicker doors, when Lockwood Daintree Door Furniture is used with Lockwood Synergy Series Mortice Locks, longer spindles may be required.

Part Number	Pack Size	Length (A)	Door Thickness Min	Range Max
SP3570-5018	10	33mm	35	50
SP3570-5228	10	45mm	50	75
SP3570-5238	1	58mm	75	100

Note: item shown in red is the standard spindle that is supplied with mortice lock.

Turnsnib Tailbars

The door thickness range for a turnsnib tailbar will depend on whether the turn is in a cylinder and turn configuration or a privacy (turn and turn) configuration.

Part Number	Pack Size	Length	Note
SP571-38ZP	10	47mm	Note: item shown in red is the standard tailbar that is supplied with furniture.
SP571-138ZP	1	98mm	



Ordering Procedure - 3880 Series

Sample Part Number 3880/3881/L1SL is made up of several sections. Choose your product by selecting an option from each section.

For example:

Exterior Rose Type	Internal Rose Type	Lever Type	Finish
3880	3881	L1	SL

Exterior Rose Type		Lever Type	
Round Rose 3880 Series		Saltbush®	34
Exterior Rose	3880	Summit®	L1
Exterior Fixed Lever	3884	Hakea®	28
Square Rose 3680 Series		Aria®	27
Exterior Rose	3680	Gidgee®	37
Exterior Fixed Lever	3684	Acacia®	29
Interior Rose Type		Spire®	L2
Round Rose 3880 Series		Element™	L3
Interior Rose	3881	Glide™	L4
Interior Fixed Lever	3885	Mulga®	36
Square Rose 3680 Series		Finish	
Interior Rose	3681	Chrome Plate	CP
Interior Fixed Lever	3685	Gold	GLD
		Polyester Powdercoat	PPC
		Satin Chrome	SC
		Silver	SL

Ordering Procedure - Privacy Adaptor

Sample Part Number 3890CP is made up of several sections. Choose your product by selecting an option from each section.

For example:

Adaptor Type	Finish
3890	CP

Privacy Adaptor Type	
Round Version	3890
Square Version	3690

Finish	
Chrome Plate	CP
Gold	GLD
Polyester Powdercoat	PPC
Satin Chrome	SC
Silver	SL

Ordering Procedure - Escutcheon

Sample Part Number 3888CP is made up of several sections. Choose your product by selecting an option from each section.

For example:

Escutcheon Type	Finish
3888	CP

Escutcheon Rose Type	
Round	
Oval Cylinder Escutcheon	3886
Euro Cylinder Escutcheon	3886E
Turn Knob Escutcheon	3887
Emergency Turn Escutcheon	3888
Square	
Oval Cylinder Escutcheon	3686
Euro Cylinder Escutcheon	3686E
Turn Knob Escutcheon	3687
Emergency Turn Escutcheon	3688

Finish	
Chrome Plate	CP
Gold	GLD
Polyester Powdercoat	PPC
Satin Chrome	SC
Silver	SL

Specification Service

For all Architectural hardware specification assistance refer to your local ASSA ABLOY Sales Office.

A fully comprehensive, obligation free, Architectural Door Hardware specification can be prepared by Architectural Hardware Representatives.

Quality Endorsed Company

SAI Global operates a program which assesses the quality procedures and capabilities of an organisation in terms of the requirements of specific Australian and International



Standards for Quality Systems.
Following assessment by SAI Global,
ASSA ABLOY Australia Pty Limited,
235 Huntingdale Rd, Oakleigh VIC
3166 have been granted a certificate

of registration as a quality endorsed company complying with the requirements of AS 3902/ISO 9001 – Quality Systems for Production and Installation.

Disclaimer

Whilst every effort has been made to ensure that the information contained in this catalogue is accurate at the time of publication, ASSA ABLOY recommends that you consult ASSA ABLOY or its agents prior to placing an order to ascertain current information on specific products, as ASSA ABLOY reserves the right to make changes without notice. ASSA ABLOY will not be liable for any injury, loss or damage whatsoever, arising from any errors or omissions in the information contained in the catalogue or arising from the use or application of the information contained herein. This catalogue does not constitute an offer for the sale of any particular product.

Lockwood Guarantee and Product Maintenance

Please go to lockweb.com.au for details on Lockwood Guarantee and product care maintenance.



ASSA ABLOY is the global leader in door opening solutions, dedicated to satisfying end-user needs for security, safety and convenience

Keeler Hardware



telephone +61 2 8966 5966
www.keelerhardware.com.au

ASSA ABLOY



Lockwood is the leading brand in the Australian locking industry. With an established reputation for high quality products, this iconic brand provides a wide range of locking solutions to residential housing, commercial building and industrial application markets. Lockwood is supported by an extensive distribution and after-sales support network. Our customers include retailers, architects, trade and industrial personnel, locksmiths and security dealers.

ASSA ABLOY

ASSA ABLOY is the global leader in door opening solutions, dedicated to satisfying end-user needs for security, safety and convenience.

ASSA ABLOY is represented in all major regions, in both mature and emerging markets, with leading positions in Australia, Europe and North America.

As the world's leading lock group, ASSA ABLOY offers a more complete product range of door opening solutions than any other company in the market.

Australia
1300 LOCK UP (1300 562 587)
lockweb.com.au

New Zealand
Telephone +64 9415 7888
assaabloy.co.nz

ASSA ABLOY Australia Pty Limited
235 Huntingdale Road,
Oakleigh Victoria, 3166
Australia

ASSA ABLOY New Zealand Ltd.
6 Armstrong Road
Albany, North Shore City, 0632
New Zealand

info.au@assaabloy.com
assaabloy.com.au

info.nz@assaabloy.com
assaabloy.co.nz

